

Hotgen 




COMPACT AUTOMATIC CHEMILUMINESCENCE IMMUNOASSAY SYSTEM



 MQ 60 smart

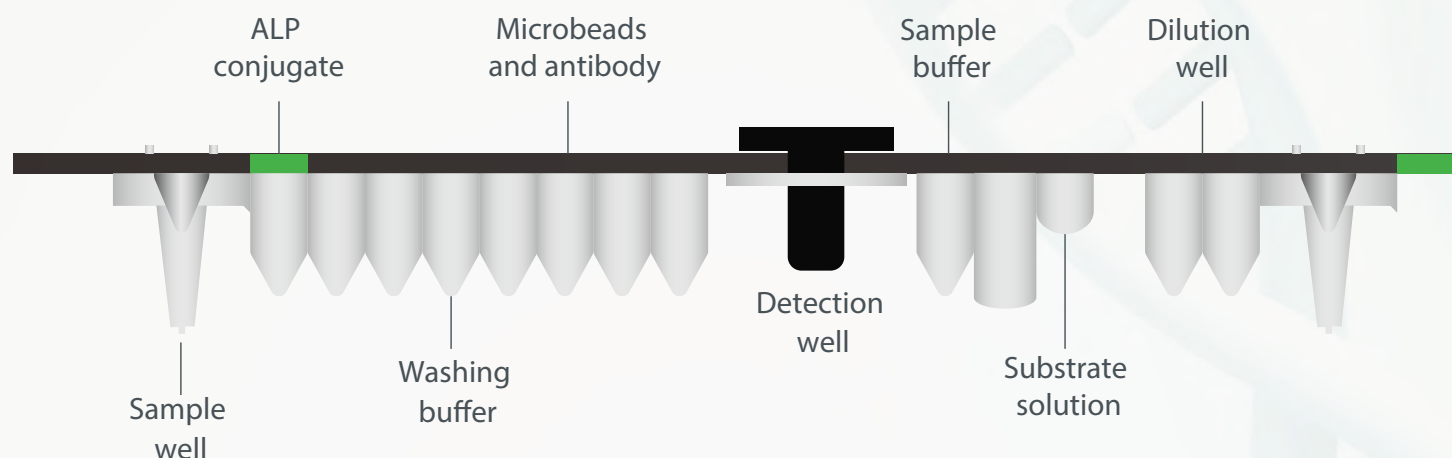


 MQ 60 proB



 MQ 60 plus

MQ60 series mono-test automatic chemiluminescence immunoassay analyzers adopt chemiluminescence enzyme immunoassay technology with magnetic particle technology, through detecting the analyte substrate luminous intensity, to calculate the analyte concentration.



PRECISE

- ALP-AMPPD magnetic particle chemiluminescence
- Multiple quality controls available
- CV batch-to-batch $\leq 5\%$

FLEXIBLE

- Free parameters combination
- Standalone testing units

ECONOMY

- Single cartridge, no hidden cost
- No liquid circuit, limited maintenance

COMPACT

- Compact design suitable for small to large laboratories, clinical departments
- Diverse parameters covering cardiac diseases, tumor markers, fertility, thyroid, etc.

USER-FRIENDLY

- Large touch screen
- Fully automated, simple steps for operation

Application




HOSPITAL



LABORATORY



CLINICS



CLINICAL DEPTS



MQ 60 smart

Analyzer Type	Fully automated Bench-top CLIA analyzer (MQ60 smart)
Sample type	Human serum, plasma, whole blood, urine, cerebrospinal fluid
Host size	300mm x 565mm x 610mm (length×width×height)
Host weight	30.0kg
Display	10.1 inch touch screen
Languages	English
Mode	Batch mode
Channel	6 channels
Throughput	24 tests/hour
Power supply	Voltage: AC 100-240V~
Temperature control of incubation module	Temperature stability: 37°C ± 0.5°C Temperature fluctuation: not more than 0.5°C
PC	Intergrated
Printer	Internal thermal printer
Storage	Result storage >1 million
Standby	24 hours operation standby
Data management	LIS/HIS connection

Analyzer Type	Fully automated Bench-top CLIA analyzer(MQ60 proB)
Sample type	Human serum, plasma, whole blood, urine, cerebrospinal fluid
Host size	660mm x 750mm x 600mm (length×width×height)
Host weight	80.0kg
Display	13.3 inch touch screen
Languages	English
Mode	Batch mode, STAT mode
Channel	2 modules, 12 channels
Throughput	48 tests/hour
Power supply	Voltage: AC 100-240V~
Temperature control of incubation module	Temperature stability: 37°C ± 0.5°C Temperature fluctuation: not more than 0.5°C
PC	Intergrated
Printer	Internal thermal printer
Storage	Result storage >10 million
Standby	24 hours operation standby
Data management	LIS/HIS connection



MQ 60 proB

Panel	Parameter	Qualification	Sample Type	Panel	Parameter	Qualification	Sample Type
Cardiac	hs-cTnT		S/P/WB	Growth Hormone	GH	NMPA	S/P
	hs-cTnI	NMPA, CE, ANVISA	S/P/WB		IGFBP-3	NMPA	S/P
	CK-MB	NMPA, CE, ANVISA	S/P/WB		IGF-1		
	MYO	NMPA, CE, ANVISA	S/P/WB	Diabetes	HbA1c	NMPA, CE	WB
	H-FABP	NMPA, CE	S/P/WB		C-P	NMPA, CE	S/P
	Lp-PLA2	NMPA, CE	S/P/WB		INS	NMPA, CE	S/P
	NT-proBNP	NMPA, CE, ANVISA	S/P/WB		ADP	NMPA	S/P
	BNP	NMPA	S/P/WB		GADA	NMPA, CE	S/P
	ST2	NMPA, ANVISA	S/P/WB		IA-2A	NMPA, CE	S/P
	Inflammation	cTnI	NMPA	S/P/WB	IAA	NMPA, CE	S/P
D-Dimer		NMPA, CE	P/WB	ICA	NMPA, CE	S/P	
PCT		NMPA, CE, ANVISA	S/P/WB	Hypertension	Cortisol	NMPA, CE	S/P/Urine
PCTm		NMPA	WB		ALD	NMPA, CE	S/P
CRP	NMPA, CE	S/P/WB	Renin		NMPA, CE	P	
Tumor	IL-6	NMPA, CE, ANVISA	S/P/WB	ACTH	NMPA	P	
	CEA	NMPA, CE	S/P	Bone Metabolism	25-OH-VD	NMPA, CE	S/P
	CA125	NMPA, CE	S/P		PTH	NMPA, CE	S/P
	HE4	NMPA, CE	S/P		BGP	NMPA, CE	S/P
	CYFRA21-1	NMPA, CE	S/P	Total P1NP	NMPA	S/P	
	CA15-3	NMPA, CE	S/P	β-CTx	NMPA	S/P	
	CA242	NMPA, CE	S	Rheumatoid Arthritis	Anti-CCP	NMPA	S/P
	CA19-9	NMPA, CE	S/P		RF-IgA	NMPA	S/P
	CA72-4	NMPA, CE	S/P		RF-IgM	NMPA	S/P
	CA50	NMPA	S/P	RF-IgG	NMPA	S/P	
	NSE	NMPA, CE	S	Cytokine	IL-2	NMPA, CE	S
	proGRP	NMPA	S/P		IL-4	NMPA	S/P
	SCCA	NMPA	S/P		IL-5	NMPA	S
	tPSA	NMPA, CE	S/P		IL-8	NMPA, CE	S
	VEGF	NMPA	S		IL-10	NMPA, CE	S
	fPSA	NMPA, CE	S		IL-1β	NMPA, CE	S
TK1	NMPA	S/P	TNFα		NMPA, CE	S	
AFP	NMPA, CE	S/P	IL-2R		NMPA	S/P	
AFP-L3%	NMPA, CE	S/P	IL-17A		NMPA	S/P	
DCP	NMPA, CE	S	IFN-γ		NMPA	S/P	
GP73	NMPA, CE	S/P	IL-12p70	NMPA	S		
CK18-M30	NMPA	S	IL-22	NMPA	S		
CK18-M65	NMPA	S	TORCH	Toxo IgG			
G-17	NMPA, CE	S/P		Toxo IgM			
PGI	NMPA, CE	S/P		RUB IgG			
PGII	NMPA, CE	S/P		RUB IgM			
Renal Function	NGAL	NMPA, CE		S/Urine	CMV IgG		
	CysC	CE		S/P/WB	CMV IgM		
	β 2-MG				HSV-1/2 IgG		
Brain Injury	S100	NMPA		S	HSV-1/2 IgM		
Anemia	Ferr	NMPA, CE		S/P	HSV-1 IgG		
	VB12	NMPA, CE		S	HSV-1 IgM		
	FA	NMPA	S	HSV-2 IgG			
Thyroid	TSH	NMPA, CE, ANVISA	S/P	HSV-2 IgM			
	TT4	NMPA, CE	S/P	STAT	PCT STAT	NMPA	S/P/WB
	TT3	NMPA, CE, ANVISA	S/P		H-FABP STAT	NMPA	S/P/WB
	FT4	NMPA, CE, ANVISA	S/P		NGAL STAT	NMPA	S
	FT3	NMPA, CE, ANVISA	S/P		MYO-STAT	NMPA	S/P/WB
	Anti-TG	NMPA, CE	S/P		BNP-STAT	NMPA	P/WB
	Anti-TPO	NMPA, CE	S/P		IL-6-STAT	NMPA	S/P/WB
	TG	NMPA	S/P		D-Dimer STAT	NMPA	P/WB
	Anti-TSHR				NT-proBNP STAT	NMPA	S/P/WB
	Sex Hormone	FSH	NMPA, CE		S/P	hs-cTnI STAT	NMPA
E2		NMPA, CE	S/P		CK-MB STAT	NMPA	S/P/WB
T		NMPA, CE	S/P	Infectious Disease	HBsAg		
P		NMPA, CE	S/P		HCV-Ab		
LH		NMPA, CE	S/P		HIV-Ab/Ag		
PRL		NMPA, CE	S/P	TP-Ab			
AMH		NMPA, CE	S				
β -HCG		NMPA, CE	S/P				
Inhibin B							